Post Clamps
Economy / Standard

Feature: Affordable Precision Casting Brackets for Stands

Economy Type RoHS

Type: Compact Flanged	Type: Square Flanged	M Material	S Surface Treatment	A Accessories
TLSB	KLSB	1045 Carbon Steel	Black Oxide	Hex Socket Head Cap Screw
TLSM	KLSM		Electroless Nickel Plating	Hex Socket Head Cap Screw (Stainless Steel)
TLSS	KLSS	304 Stainless Steel	-	

*Hex socket head cap screws are included with D10-15 (1 pc.) and D20-50 (2 pcs.).

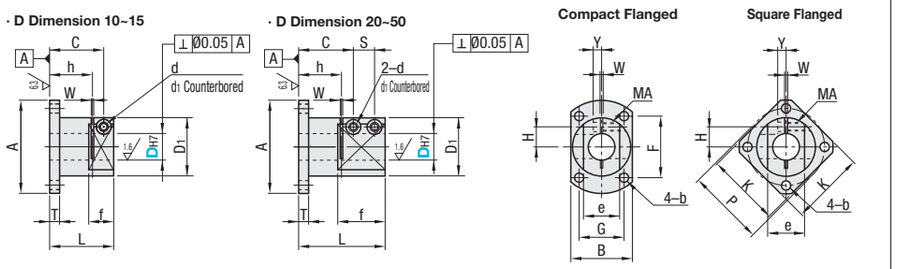

Part Number Type		DH7	A	B	L	T	D1	F	G	b	C	S	H	Y	d	d1	MA	h	f	e	W	K	P
(Compact Flanged) TLSB TLSM TLSS	(Square Flanged) KLSB KLSM KLSS	10 +0.015 0	45	28	35	10	26	30	18	4.5	29	-	9.5	3	4.5	8	M4	22	15	14	2	35	36
		12 +0.018 0	50	32			30	34	22			-	10.5	3.5						16		38	40
		15	58	38	39	12	35	38	26	5.5	32	-	12.5	4	5.5	9.5	M5	24	17	19		44	46
		20 +0.021 0	64	42	50	12	40	42	30	6.6	33.8	10.5	14	6.5	5.5	9.5	M5	27	25	24	2	50	52
		25	80	50	60		48	54	35	9	41.5	12	17	8	6.6	11	M6	34	28	29		62	64
		30	90	60	70	15	58	58	45		47	15	21	8	9	14	M8	38	34	34		68	74
		35 +0.025 0	100	66	80	15	64	66	48	11	55	16	23	11.5	9	14	M8	44	39	41	3	76	82
		40	106	72	90		70	70	54		64	17	26					53	40	46		80	88
		50	125	88	110	18	85	80	68	14	77.5	21.0	32	12	11	17.5	M10	65	48	58		94	105

For the available sizes, refer to the price list.
The tolerance and perpendicularity of DH7 is before slitting.
Recommended tolerances of fitting shafts: g6, f8. For stand posts, see **P.1858**, **1859**. Tightening with a long wrench is recommended.

D	Unit Price: Compact Flanged TLSB	TLSM	TLSS	Square Flanged KLSB	KLSM	KLSS
10						-
12						
15				-	-	
20						
25						
30			-		-	
35			-	-	-	-
40			-	-		-
50			-		-	-

Ordering Example — Part Number: TLSB20
Days to Ship — Configure Online
Price — Configure Online

Standard Type RoHS

Type	M Material	S Surface Treatment	A Accessories
CLSB	1018 Carbon Steel	Black Oxide	Hex Socket Head Cap Screw
CLSM		Electroless Nickel Plating	Hex Socket Head Cap Screw (Stainless Steel)
CLSAM	6061 Aluminum Alloy	Clear Anodize	
CLSS	304 Stainless Steel	-	

(C)There are deburring marks on
(B)Some models may have slit grooves in
*Hex socket head cap screws are included with D10-15 (1 pc.) and D20-50 (2 pcs.).

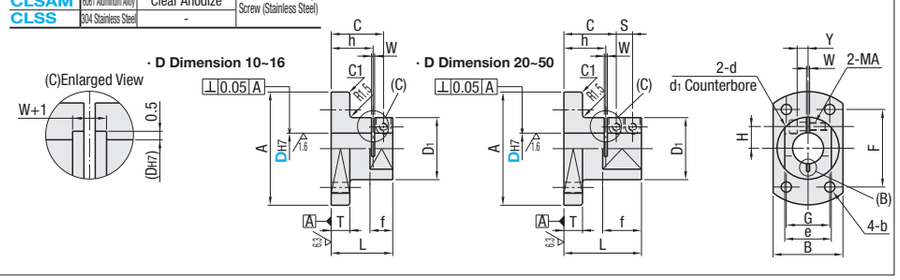

Part Number Type		DH7	A	B	L	T	D1	F	G	b	C	S	H	Y	d	d1	MA	h	f	e	W	Included Screw	Unit Price CLSB	CLSM	CLSAM	CLSS
CLSB CLSM CLSAM CLSS (D10~30)		10 +0.015 0	50	33	35	10	30	35	18	4.5	29	-	10	5	4.5	8	M4	22	15	20	2	M4-15, 1pc.				
		12 +0.018 0	52	35			32	37	20			-	11	6						22						
		15	58	40	39	12	35	40	24	5.5	32	-	12.5		5.5	10	M5	24	17	25		M5-20, 2pcs.				
		16										-													-	-
		20 +0.021 0	73	45	50	12	40	50	28	6.6	33.8	10.5	14	7	5.5	9.5	M5	27	25	30	2	M5-20, 2pcs.				
		25	93	55	60		50	62	36	9	41.5	12	18	10	6.6	11	M6	34	28	35		M6-25, 2pcs.				
		30	103	65	70	15	60	72	42		47	15	21		9	14	M8	38	34	45		M8-25, 2pcs.				
		35 +0.025 0	108	70	80	15	65	75	45	11	55	16	24	10	9	14	M8	44	39	50	3	M8-25, 2pcs.				-
		40	118	75	90		70	78	55		64	17	26	13				53	40	60		M8-30, 2pcs.				-
		50	138	90	110	18	85	95	60	14	77.5	21	32	16	11	17.5	M10	65	48	70		M10-35, 2pcs.				-

The tolerance and perpendicularity of DH7 is before slitting. D=16 is for CLSB and CLSM only.
Recommended tolerances of fitting shafts: g6, f8. For stand posts, see **P.1858**, **1859**. Tightening with a long wrench is recommended.

Ordering Example — Part Number: CLSB20
Days to Ship — Configure Online
Price — Configure Online

Post Clamps
Cylindrical / Reversed Fastening

Feature: Non-flanged Compact Brackets for Stands. Installation footprint reduced by 30~40% compared to Standard Type.

Cylindrical RoHS

Type: Through Holes	Tapped Hole	Counterbored Hole	M Material	S Surface Treatment	A Accessories
SAYB	SBYB	SCYB	1018 Carbon Steel	Black Oxide	Hex Socket Head Cap Screw
SAYM	SBYM	SCYM		Electroless Nickel Plating	Hex Socket Head Cap Screw (Stainless Steel)
SAYA	SBYA	-	6056 Aluminum Alloy	Black Anodize	Hex Socket Head Cap Screw
SAYS	-	-	304 Stainless Steel	-	Hex Socket Head Cap Screw (Stainless Steel)

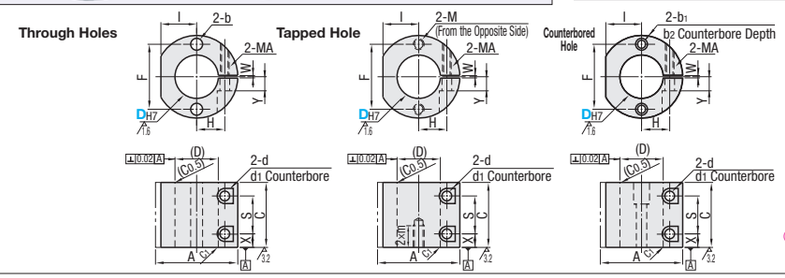

The C1-chamfered side of D is the datum surface.A

Part Number Type		DH7	A	C	F	I	H	Through Holes b	Tapped Hole m	Counterbored Hole b1	b2	Z	MA	X	S	d	d1	Y	W	Included Screw
Through Holes SAYB SAYM SAYA SAYS	Tapped Hole SBYB SBYM SBYA	Counterbored Hole SCYB SCYM																		
		10 +0.015 0	32	19	20	12.5	10.5	5	M5	5	8	4.6	M4	5	9	5	8	5	2	M4-10, 2 pcs
		12 +0.018 0			22.5															
		15	40	21	28	16	13	7	M6	6	9.5	5.5	M5	5.5	10	6	9.5	6		M5-15, 2 pcs
		20 +0.021 0	45	29	34	18.5	14	7	M6	6	9.5	5.5	M5	7	15	6	9.5	7	2	M5-20, 2 pcs.
		25	55	34	40	24	18	9	M8	7	11	6.5	M6	7.5	20	7	11	10		M6-25, 2 pcs
		30	60	44	45	27	21							9.5	25					
		35 +0.025 0	70	49	54	31	24	11	M10	9	14	9	M8	9.5	30	9	14	12	3	M8-30, 2 pcs
		40	75	59	58	33	26							12	35			13		
		50	90	69	70	40	33	14	M12	11	17.5	11	M10	14.5	40	11	17.5	14		M10-35, 2 pcs

The tolerance and perpendicularity of DH7 is before slitting.
Recommended Tolerances of Fitting Shafts: g6, f8. For stand posts, see **P.1858**, **1859**. Tightening with a long wrench is recommended.
For the available sizes, refer to the price list.

Ordering Example — Part Number: SAYB20
Days to Ship — Configure Online
Price — Configure Online

Note
Shaft bore is machined before the slit is cut. This may cause a shaft bore to shrink. To expand the shaft bore, slightly screw a bolt into tapped clamped holes as shown on the figure.

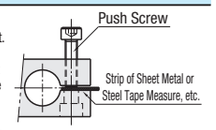

D	Unit Price: Through Holes Black Oxide SAYB	Through Holes Electroless Nickel Plating SAYM	Through Holes Black Anodize SAYA	Through Holes 304 Stainless Steel SAYS	Tapped Hole Black Oxide SBYB	Tapped Hole Electroless Nickel Plating SBYM	Tapped Hole Black Anodize SBYA	Counterbored Hole Black Oxide SCYB	Counterbored Hole Electroless Nickel Plating SCYM
10							-		
12						-	-		
15									
20									
25									-
30									
35							-		
40			-				-		
50				-			-	-	

Example

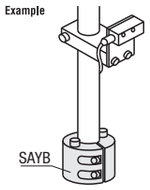

Reversed Fastening RoHS

Type: Flanged	Pilot Flanged	M Material	S Surface Treatment
PFPB	KFPB	1045 Carbon Steel	Black Oxide
PFPM	KFPM		Electroless Nickel Plating
PFPSS	-	304 Stainless Steel	-

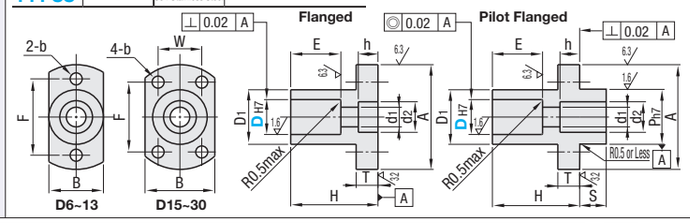

Example

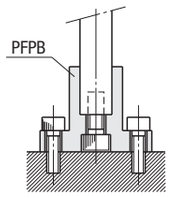

Part Number Type		DH7	A	B	H	D1	T	E	d1	d2	h	F	W	b	Ph7	S	Post Mounting Screw	Unit Price PFPB	PFPM	PFPSS	KFPB	KFPM
(Flanged) PFPB PFPM PFPSS	(Piloted Flange) KFPB KFPM	6	28	12	16	12	5	9	3.5	6.5	3.5	20	-	3.5	12	5	M3				-	-
		8	32	15	22	15		12	4.5	8	4.5	24	-	4.5	15		M4				-	
		10	38	18	26	18	8	15	5.5	9.5	5.5	30	-		18		M5				-	-
		12	42	20	32	20	8	18	6.6	11	6.5	32	-	5.5	20	5	M6				-	-
		13																				
		15	48	32	40	25	10	23	9	14	9	32	20	5.5	25	5	M8				-	
		16																				
		20	55	38	50	30	10	31	11	18	11	35	25	6.6	30		M10					
		25	75	50	62	38	15	38	14	20	14	45	35	9	38	5	M12					
		30	80	55	75	45		45	18	26	18	50	40		45		M16					

Ordering Example — Part Number: PFPB8
Days to Ship — Configure Online
Price — Configure Online