


# PLAIN GUIDE POST SETS FOR DIE SETS

— DETACHABLE POST TYPE —



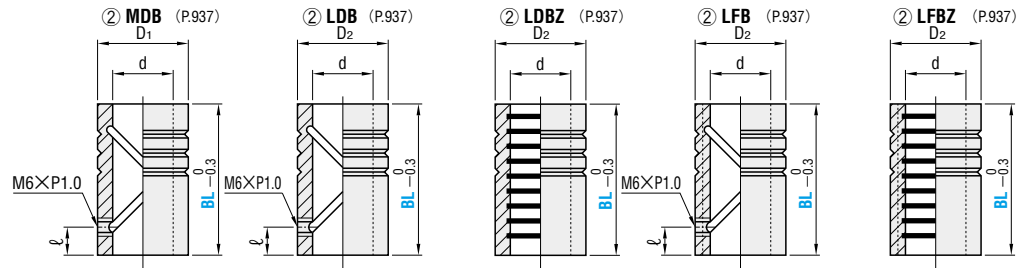
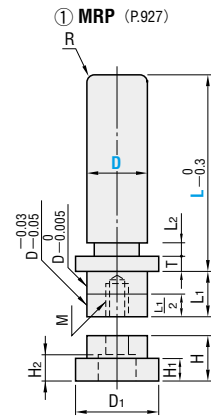
※ When ordering by set, only the standard dimensions are available. If dimensions other than standards are required, order alterations (P.927 ~ 929) to individual parts.



Catalog No.	Components	
	①	②
RD	MRP	MDB
RZ		LDB
RF		LDBZ
RFZ		LFB
		LFBZ

■ Installing the bushing (Adhesives P.940)

Component	Adhesive	Notes
MDB	Devcon adhesive	—
LDB	Loctite adhesive	Loctite No.638 (LOC638)
LDBZ		
LFB		
LFBZ		

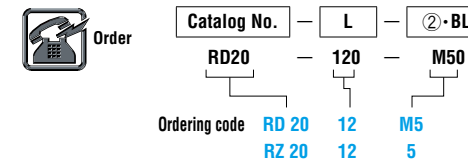


MRP											
D	D <sub>1</sub>	L <sub>1</sub>	L <sub>2</sub>	H	H <sub>1</sub>	H <sub>2</sub>	T	M	R	Provided bolt	
20	+0.020	28	15	10	14	7	8.5	8	8	2.0	CB 8—25
22	+0.015	30	16								
25		35	18								
28	+0.025	36	20	16	8	10.5	10	10	3.5	CB10—30	
32	+0.020	40	23								
38	+0.030	49	27								
45	+0.025	55	32	18	10	12.5	12	12	4.0	CB12—35	
50	+0.035	62	35								
60	+0.030	72	42								

ℓ	d	MDB		LDB·LDBZ·LFB·LFBZ	
		D <sub>1</sub>	D <sub>2</sub>	D <sub>1</sub>	D <sub>2</sub>
10	20	+0.027	31	+0.5	0
	22	+0.022	34		
	25		37		
15	28	+0.032	42	+0.3	0
	32	+0.027	46		
	38	+0.037	54		
15	45	+0.040	62	0	-0.008
	50	+0.045	70		
	60	+0.040	80		

Type	Material
MRP	M SUJ2
	H 58HRC ~ (Induction hardening)
	M S45C (Cap) A Cap screw CB
MDB LDB	M SUJ2
	H 58HRC ~
	A Grease nipple GPA6A
LDBZ	M SUJ2
	MoS <sub>2</sub> (embedded) H 58HRC ~
LFB	M SUJ2·Copper alloy
	H 45HRC ~
	A Grease nipple GPA6A
LFBZ	M SUJ2·Copper alloy
	MoS <sub>2</sub> (embedded) H 45HRC ~

Catalog No.		L										RD Type	BL
Type	D	80	90	100	110	120						②	
RD RZ RF RFZ	20	80	90	100	110	120						M (MDB)  L (LDB)	50
	22	80	90	100	110	120							50 60
	25	80	90	100	110	120	130						60 80
	28				100	110	120	130	140	150	160		60 80
	32						120	130	140	150	160		80 100
RD RZ	38						140	150	160	170	180	80 100	
	45						140	150	160	170	180	100 120	
	50						160	170	180	200	100 120		
RD	60						160	170	180	200	100 120		



GUIDE POSTS & BUSHINGS FOR DIE SETS